

Research Article

Copyright © All rights are reserved by Abd El-Aleem SS Desoky

# Survey and Seasonal Distribution of the Rodents in El-Kawther City, Sohag Governorate, Egypt

Abd El Aleem SS Desoky<sup>1\*</sup>, Ahmed A Sallam<sup>1</sup> and Wael AM Radwan<sup>2</sup>

<sup>1</sup>Plant protection Department, Faculty of Agriculture, Egypt

<sup>2</sup>Postgraduate student, Egypt

\*Corresponding author: Abd El-Aleem SS Desoky, Plant protection Department, Faculty of Agriculture, Sohag University, Egypt.

Received Date: March 14, 2019

Published Date: April 17, 2019

## Abstract

The present work was aimed to identify of rodent species at the Experimental Station of the Faculty of Agriculture, Sohag University in El-Kawther city, Sohag Governorate, Egypt for 2014-2016 years. The results were revealed the presence of three species of rats included the white bellied rat, *Rattus rattus frugivorous* the dominant species from, *Rattus rattus alexandrines*, the Nile grass rat, *Arvicanthis niloticus*. These results can be used to develop a future plan to develop an integrated rodent control program based on rodent species present.

**Keywords:** *Rattus r. frugivorous*; *Rattus r. alexandrines*; *Arvicanthis niloticus*; Rodent control

## Introduction

Rodentia is one of the most important mammalian orders which has a great number of rodent species with their effect on the environment. Directly, through their destructive feeding habits and indirectly by a stable food items for many predators in the food chains. In Egypt changes in the agro-ecosystem, during the last 40 years, have had a great effect on the distribution and abundance of field rodent population [1]. Rodents are implicated in many types of damage, including crop and tree damage, structural property and cable damage, disease transmission [2].

In Egypt, the changes of the environment by reclamation the desert and increase the cover plant in this area have been a great effect to the distribution of rodent species [3,4]. The present work was aimed to identify of rodent species at study area to be used in the development of a future plan in rodent control programs.

## Materials and Methods

The present work was carried out in the experimental station of the Faculty of Agriculture, El-Kawther city, Sohag University for 2014-2016 years. It is located in newly reclaimed area at the Eastern desert area as arid region (15km. East of Sohag Governorate). This area has been planted from a long period about (30 years) with

isolated patches of vegetables, wheat, Egyptian clover, alfalfa and certain orchards.

20 wire-box traps were baited and distributed twice every week at 6pm and collected at 7am. The captured rodents were classified and recorded. The Percentage of every species was estimated as a percent from total rodents captured during the year dominant percentage (D %).

Dominant percentage = Number of rodent species/ Total rodents captured\*100

Trap index = No. rodent captured / Total traps distributed

## Results and Discussion

Survey of rodents in El-Kawther city, Sohag Governorate revealed the occurrence of three rodent species in the cultivated area (viz., *R. r. frugivorous*, *R. r. alexandrines* and *A. niloticus*) Table 1 and Figures 1-4.

The abundance of captured rodent species in the cultivated area Table 1 was arranged quantitatively in the following descending order.

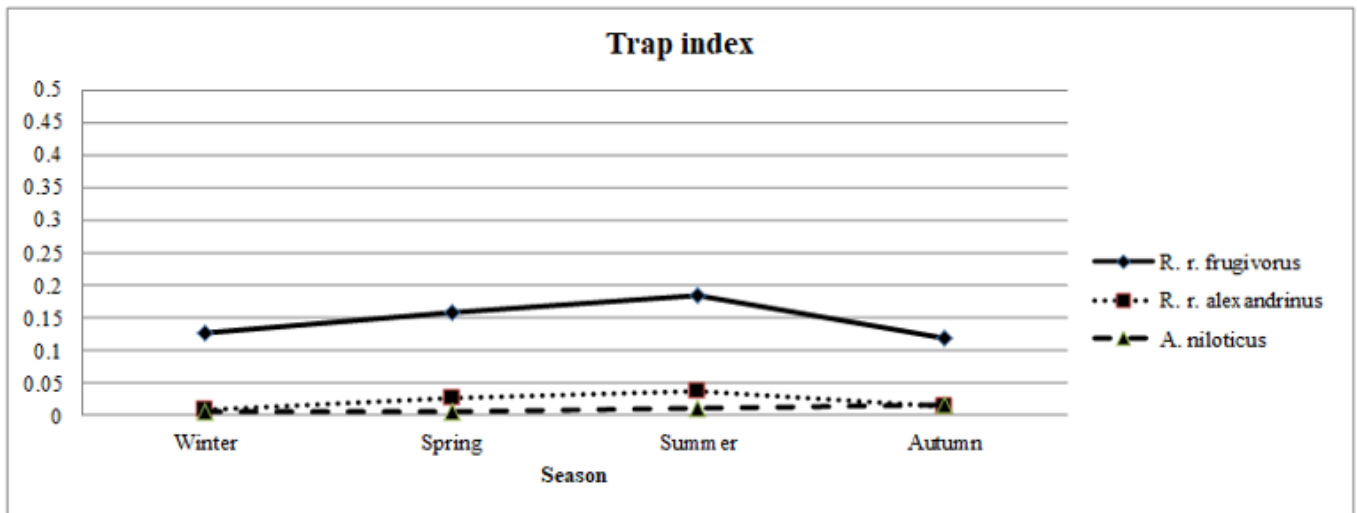


Figure 1: Seasonal distribution of rodent species in the cultivated area during 2014/2015..

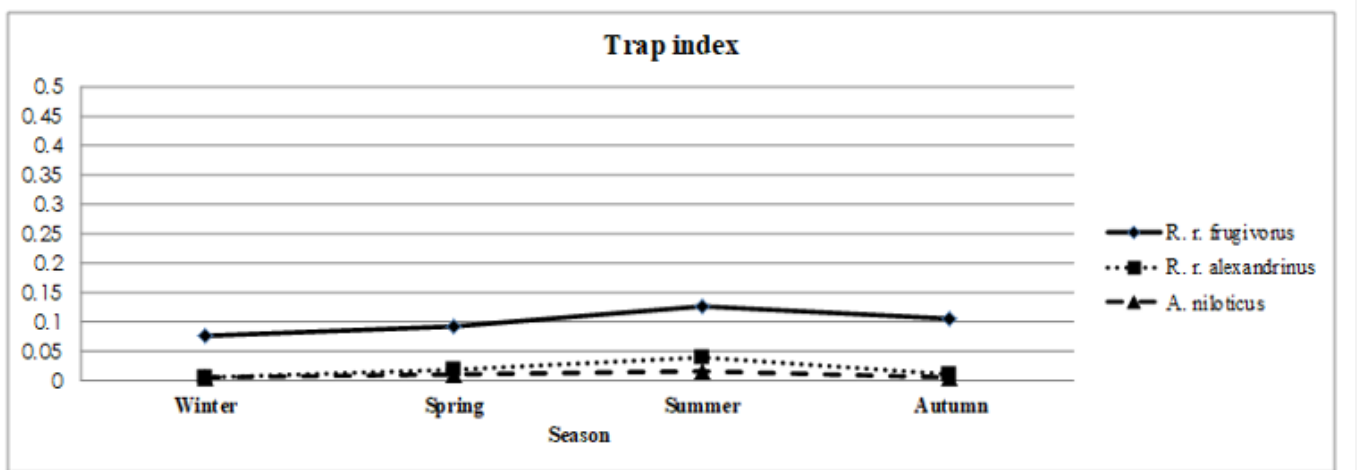


Figure 2: Seasonal distribution of rodent species in the cultivated area during 2015/2016.

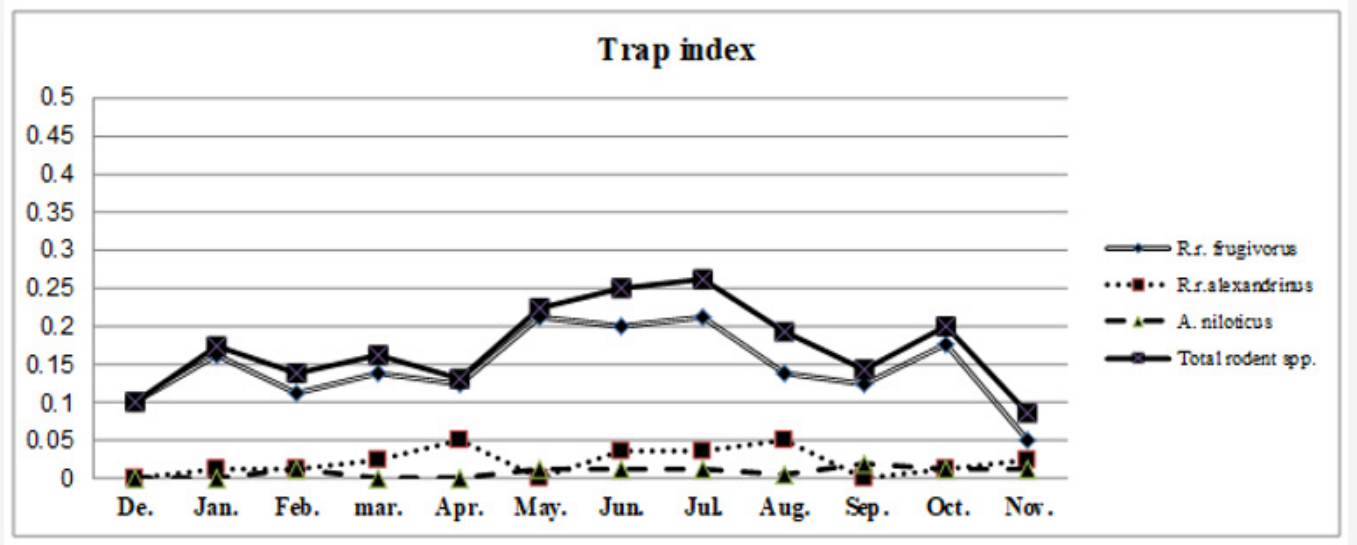


Figure 3: Monthly distribution of rodent species in the cultivated area during 2014/2015.

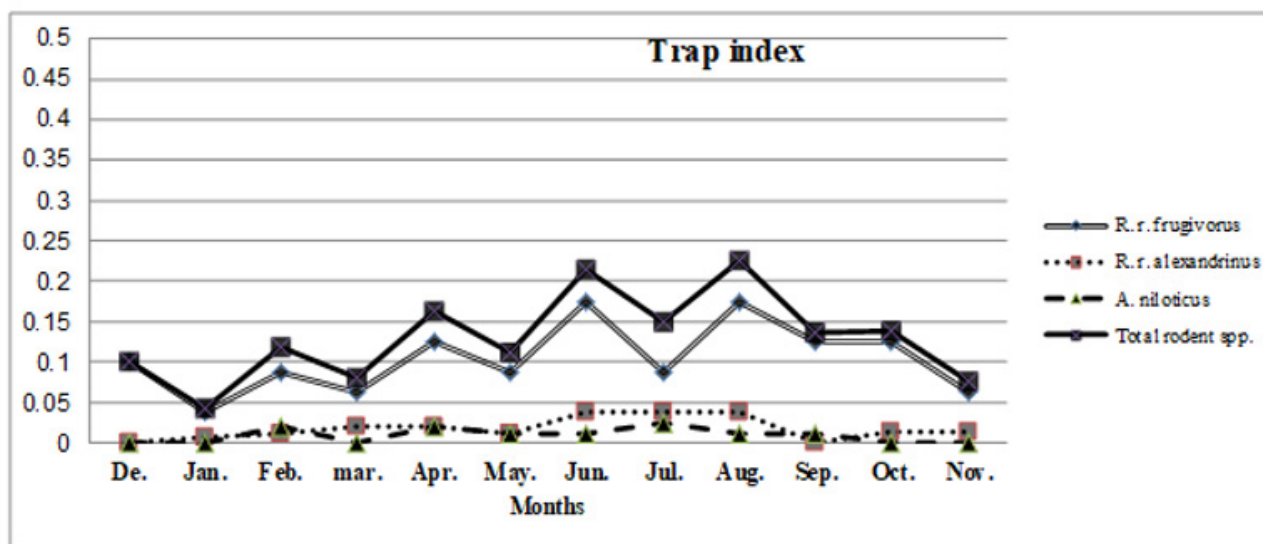


Figure 4: Monthly distribution of rodent species in the cultivated area during 2015/2016.

Table 1: Seasonal distribution of rodent species in the cultivated area during 2014 - 2016.

Years	Season	<i>R. r. Frugivorous</i>			<i>R. r. Alexandrines</i>			<i>A. Niloticus</i>		
		No.	%	Trap index	No.	%	Trap index	No.	%	Trap index
2014/2015	Winter	60	90.91	0.125	4	6.06	0.008	2	3.03	0.004
	Spring	76	84.44	0.158	12	13.34	0.025	2	2.22	0.004
	Summer	88	78.05	0.183	20	17.7	0.037	5	4.25	0.01
	Autumn	56	81.16	0.117	6	8.7	0.013	7	10.14	0.014
	Total	280	82.84	0.146	42	12.43	0.021	16	4.73	0.008
2015/2016	Winter	36	85.72	0.075	3	7.14	0.006	3	7.14	0.006
	Spring	44	77.19	0.092	8	14.03	0.017	5	8.78	0.01
	Summer	60	69.77	0.125	18	20.93	0.038	8	9.3	0.016
	Autumn	50	89.28	0.104	4	7.15	0.009	2	3.57	0.004
	Total	150	74.63	0.099	33	16.42	0.017	18	8.95	0.009
	G. total	430	78.73	0.122	75	14.43	0.019	34	6.84	0.01

- The white bellied rat, *R. r. frugivorous* represented by (82.84%) in the first year and (74.63%) in the second year.
- The percentage of occurrence of the grey bellied rat, *R. r. alexandrines* was (12.43%) in the first year and (16.42%) in the second year.
- The Nil grass rat, *A. niloticus* represented by (4.73%) in the first year and (8.95%) in the second year.

Data in Table 1 and Figures 1-4 show that the highest seasonal index of rodents during 2014/2015 was recorded in summer (0.23), while the lowest one was found in winter (0.137). On the other hand, in 2015/2016 the highest seasonal index of rodents was observed in summer (0.179) and the lowest one in winter (0.087), similar results were obtained by [5] finding is in agreement with The results show in the experimental station of the Faculty of Agriculture, El-Kawther city, Sohag University, found that the presence of three species of rats included the Lesser garbia, Gerbilles sp. was recorded (1.08%) from newly reclaimed area; the Nile grass rat, *A. niloticus* (4.44%). This may be attributed to the availability of

food in neighbored field crops and vegetables plantations also, the white bellied rat, *R. r. frugivorous* the dominant specie (94.27 %.) This may be due to several factors e.g., intra-specific competition, fecundity increasing and in habitat the ecosystems in which poultry buildings established in the faculty farm the presence of palm trees in the preparation of farm animal production, or poultry farm nearby, this provides shelter and increase in feed stores. The differences in species composition of rodents depending on locality, neighboring, habitat type, inter specific compotation and preferred food.

Identification of rodent species in the study area can be used in the development of a future plan in effective strategy for implementation of rodent management programs in cultivated and newly reclaimed land in Egypt. [6].

### Acknowledgement

None.

### Conflict of Interest

No conflict of interest.

## References

1. El-Sherbiny AH (1987) Cyclic fluctuation in rodent population: Review of current researches. Egypt wild and not resources 19: 1-17.
2. Witmer G, Campbell EW, Boyd F (1998) Rat management for endangered species protection in the U.S. Virgin Islands. Proceedings of the Vertebrate Pest Conference 18: 281-286.
3. Abdel Gawad KH (2010) Rodent species composition in the present compared with past, the 5 Scientific Conferences for Agric, Assiut Univ, pp. 159-167.
4. Desoky ASS (2007) Management strategies for rodents within different ecosystems. M. Sc. Thesis, Fac Agric, Assiut Univ, pp. 124.
5. Desoky ASS, Baghdadi SAS, Ahmed HSK (2014) Population density and seasonal distribution of rodent species at sheep farming in El-kawther city, Sohag region, Egypt J Plant Prot and Path, Mansoura Univ 5(10): 903- 907.
6. Desoky ASS, AA Sallam, WAM Radwan (2018) Population Density of the White Bellied Rat, *Rattus Rattus Frugivorous* in El-Kawther City, Sohag Governorate, Egypt. Current Investigations in Agriculture and Current Research 4(2).