

**Research Article**

Copyright © All rights are reserved by Dhrubo Jyoti Sen

To Study the Quality Control Parameters for Uncoated Paracetamol & Nimesulide Tablet in Pharmaceutical Industry

Viralbhai A Prajapati¹, Mona A Gupta¹, CN Patel, Pankaj H Prajapati², Hitesh D Karen², Laxman M Prajapati² and Dhrubo Jyoti Sen^{3*}¹K. B. Institute of Pharmaceutical Education & Research, Kadi Campus, Gh-6, Sector-23, India²Shri Sarvajanic Pharmacy College, Gujarat Technological University, India³School of Pharmacy, Techno India University, India***Corresponding author:** Dhrubo Jyoti Sen, School of Pharmacy, Techno India University, Salt Lake City, Sector-V, EM-4/1, Kolkata-700091, West Bengal, India.**Received Date:** July 22, 2021**Published Date:** August 26, 2021**Abstract**

A pharmaceutical uncoated tablet must satisfy certain standards to claim it to be a quality drug. The quality of any drug in dosage form is its safety, potency, stability, patient acceptability and compliance. The quality of tablet needs to be designed from the product development stage. Quality control test for uncoated tablet is strongly related to final product quality because checks performed during production in order to monitor and if necessary, to adjust the process to ensure that the product conform to its specification are the key for the good or excellence quality of a tablet. The main purpose of quality control test for uncoated tablet is to produce a perfect finished product quality control (FPQC) test for tablet are performed with specific quality control test or parameters within acceptance limit or not. The aim of this to study in process quality control test carried for uncoated Paracetamol & Nimesulide.

Keywords: Quality control; quality control test or parameters for uncoated tablets (Paracetamol & Nimesulide); batch details; Analytical data for compressed tablet; Analytical data for finished stage; specification

Introduction

Quality Control (QC): It is a small part of QA and it is concerned with Sampling, testing and Documentation during manufacturing and also after completion of manufacturing. It is the monitoring process through which manufacturer measures actual quality performance compare it with standards and find out the causes of deviation from standard to ensure quality product not once but every time [1].

- Quality control involves testing of units and determining if they are within the specifications for the final product. The pur-

pose of the testing is to determine any needs for corrective actions in the manufacturing process. Good quality control helps companies meet consumer demands for better products [2].

- Why there is a need to perform Quality Control test for tablets?
- To ensure safety, potency, efficacy, stability, patient acceptability and patient compliance of tablet.
- To check whether pharmaceutical tablets satisfy certain standards to claim it to be a quality drug or not.

- To check that the quality parameters are within the acceptance limits or not [3] (Figure 1).

Quality Control test for tablets

1) Official test

- Weight variation test
- Dissolution test

- Disintegration time test

2) Unofficial test

- Thickness
- Hardness
- Friability

Official test



Figure 1: Tablets for QC.



Figure 2: Weight measurement instrument.

Weight Variation Test: According to the USP weight variation test is run by weighting 20 tablets individually calculating the average weights and comparing the individual tablet weights to the average. The value of weight variation test is expressed in percentage. The following formula is used: $\text{Weight Variation} = \frac{(Iw - Aw)}{Aw} \times 100\%$. Where, Iw = Individual weight of tablet; Aw = Average weight of tablet. As per USP the tablet complies with the test if not more than 2 of the individual masses deviate from the average mass by more than the percentage deviation [4] (Figure 3).

Disintegration Test: The USP disintegration apparatus consist of 6 glass tubes that are 3 inches long, open at the top, and held against a 10-mesh screen at the bottom end of the basket rack assembly. To test for disintegration time, one tablet is placed in each

tube and the basket rack is positioned in specified medium at 37 ± 2 °C such that tablet remains 2.5 cm below the surface of the liquid on their upward movement and descend not closer than 2.5 cm from the bottom of the beaker. A standard motor driven device is used to move the basket assembly containing the tablets up and down through distance of 5 to 6 cm at a frequency of 28 to 32 cycles per minute. Perforated plastic discs may also be used in the test. These are placed on the top of tablets and impart an abrasive action to the tablets. The discs may or may not be meaningful or impart more sensitivity to the test, but they are useful for tablets that float. Operate the apparatus for the specified time (15 minutes for uncoated tablet unless otherwise justified and authorized) [5].

Note:

- The disintegration time is not for buccal, sublingual and chewable tablets, because they are directly absorbed.
- No disintegration time for sustained release and controlled release tablets. **(Figure 4)**

Dissolution Test: The BP or USP dissolution apparatus (Basket apparatus) consist of a cylindrical vessel with a hemispherical bottom, which may be covered, made of glass or other inert, transparent material; a motor; a metallic drive shaft; and a cylindrical basket. The vessel is partially immersed in a suitable water bath of any convenient size or heated by a suitable device such as a heating jacket. The water bath or heating device permits holding the temperature inside the vessel at $37\pm 0.5^\circ\text{C}$ during the test and keeping the bath fluid in constant, smooth motion. For this test according to

BP and PhEur place the stated volume of the dissolution medium ($\pm 1\%$) in the vessel of the specified apparatus. Assemble the apparatus; equilibrate the dissolution medium to $37\pm 0.5^\circ\text{C}$. Place 1 tablet in the apparatus, taking care to exclude air bubbles from the surface of the tablet. Operate the apparatus at the specified rate. Within the time interval specified, or at each of the times stated, withdraw a specimen from a zone midway between the surface of the dissolution medium and the top of the rotating basket or blade, not less than 1 cm from the vessel wall. Where multiple sampling times are specified, replace the aliquots withdrawn for analysis with equal volumes of fresh dissolution medium at 37°C or, where it can be shown that replacement of the medium is not necessary, correct for the volume change in the calculation. Keep the vessel covered for the duration of the test and verify the temperature of the medium at suitable times [6].



Figure 3: Tablet Disintegration tester.



Figure 4: Dissolution test.

Unofficial test

Hardness Test: For this test one of the earliest testers was Ketan tablet hardness tester, which is a type of the Monsanto hardness tester to evaluate tablet hardness tester. The tester consists of

a barrel containing a compressible spring held between two plungers. The lower plunger is placed in contact with the tablet and zero reading is taken. The upper plunger is then forced against a spring by turning a threaded bolt until the tablet fractures. As the spring is

compressed, a pointer rides along a gauge in the barrel to indicate the force. The force of fracture is recorded in kilogram [7] (Figure 5).

Friability test: Friability of a tablet can determine in laboratory by Roche friabilator. For this test twenty (20) tablets are weighed and placed in the friabilator and then operated at 25 rpm for 4 minutes. The tablets are then deducted and weighed. The difference in

the two weights. It is determined by the following formula; Friability= $(IW-Fw)/IW \times 100\%$. Where, IW=Total Initial weight of tablets; Fw=Total final weight of tablets. As stated by USP if conventional compressed tablets that loss less than 0.5 % to 1 % (after 100 revolutions) of their weight are generally considered acceptable [8] (Figure 6).



Figure 5: Tablet Hardness-Tester and Pfizer tester.



Figure 6: Tablet Friability Tester.

Discussion

- The quality control testing is assigned to production or quality control depending on the company basis of large scale and small scale.
- The Quality executives evaluate the quality tests of the tablets to pass the products into markets.

- These are regularly checked by the RA and FDA bodies [9].

Aim & Objective

A. Objective:

- To study in process quality control test carried for uncoated paracetamol & nimesulide tablets.

B. Purpose & Scope:

- The purpose is to provide documentary evidence that the manufacturing process of uncoated paracetamol tablets is capable to produce the product meeting the predefined Specification and quality attributes.
- The scope of this report is limited to first three commercial batches manufactured of the same batch size and specified equipment's and control parameters of Uncoated Paracetamol & Nimesulide tablets [10].

Methods**Drug profile**

- 1) Drug profile of paracetamol:
- 2) Drug profile of nimesulide:
- 3) Drug profile of paracetamol:

Generic name: Acetaminophen.

Chemical name: N-(4-Hydroxy phenyl)-acetamide, N-(4-hydroxy phenyl)-ethanamide.

Chemical structure: (Diagram 1)

Category: Aniline analgesics

Formula: $C_8H_9NO_2$.

Molecular weight: 151.163gm/mol.

Melting point: 169°C

Solubility: Soluble in alcohol & water.

Side effects: An allergic reaction, which can cause a rash and swelling. Flushing, low BP and a fast heartbeat-this can sometimes.

Uses: Paracetamol is a common painkiller used to treat aches and pain. It can also be used to reduce a high temperature. It's available combined with other painkillers and anti-sickness medicines. It's also an ingredient in a wide range of cold and flu remedies.

Adverse effect of paracetamol: In general, acetaminophen (the active ingredient contained in paracetamol) is well tolerated when administered in therapeutic doses. The most commonly reported adverse reaction have included nausea, vomiting, constipation. Injection site pain and injection site reaction have been reported with the I.V. product [11].

Drug profile of nimesulide:

Generic name: Nimesulide

Chemical name: N-(4-nitro-2-phenoxyphenyl) methane sulfonamide

Chemical structure: (Diagram 2)

Category: NSAID

Formula: $C_{13}H_{12}N_2O_5S$

Mol. Weight: 308.31gm/mol

Melting point: 97.5°C

Solubility: Soluble in water at room temperature.

Side effects: Diarrhoea, skin rash, itchiness, dizziness.

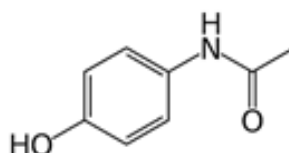


Diagram 1:

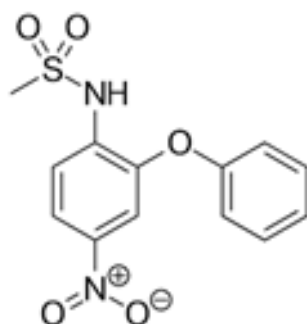


Diagram 2:

Uses: Acute pain, relieve pain and swelling of joints and muscle in adults, osteoarthritic pain, symptomatic pain associated with osteoarthritis in adults.

Adverse effect of nimesulide: Avoid consuming alcohol while

taking this as it can increase your risk of stomach problems. You may regularly monitor your kidney function, liver function and levels of blood components if you are taking this medication for long time treatment [12] (Table 1-3).

Table 1: Batch details.

Batch. No.	Batch Size	Mfg. Date
1710	150000	12/2020
1717	150000	02/2021
1718	150000	02/2021

Table 2: Product details for uncoated paracetamol & nimesulide tablet in pharmaceutical industry.

Sr. No.	Ingredients	Std. Quantity [kgs]		
		Batch No: 1710	Batch No: 1717	Batch No: 1718
1	Nimesulide IP	18.660	23.640	25.000
2	Paracetamol IP	66.850	75.830	82.470
3	Starch IP	17.680	20.670	22.950
4	D.C.P. anhydrous IP	21.950	26.760	29.030
5	M.C.C.P. IP	05.840	06.880	07.500
6	Gelatine IP	01.780	01.730	02.000
7	Sunset Yellow Supra IP	00.050	00.050	00.050
8	Talcum IP	01.850	01.730	02.500
9	Mag Stearate IP	00.850	00.930	01.500
10	Sodium Starch Glycolate IP	00.850	00.930	01.500
11	Aerosil IP	00.250	00.250	00.250

Table 3: Equipment details.

Sr. No.	Name of the Equipment/instrument	Equipment Id. No.
01	Vibro Sifter	WH/F2/18
02	Mass Mixture	WH/F4/21
03	Fluid Bed Dryer	WH/F5/15
04	Multimill	KH/F719
05	Compression Machine (20 Station)	WH/G5/11
06	Dhona 200D (Weighing Balance)	WH/G2/09
07	Disintegrator	WH/G1/05
08	Friabilator	WH/G8/17
09	Blister Sealing Machine	YH/N1/13

Table 4: Assessment of critical process parameters.

Process Steps	Critical variables	Rational	Critical Parameters	Observations		
				B. No. 1	B. No.2	B. No.3
Sifting	*Particle size distribution of sifted materials	*To ensure uniform particle size distribution of sifted material *Security Sifting	Correct sieve number	Correct sieve used	Correct sieve number	Correct sieve used
			Sieve integrity before and after use	ok	ok	ok
Granulation (Spraying)	*Binder solution *Spraying time	*To ensure uniform binder addition *To obtain uniform granules	Homogeneous solution	ok	ok	ok
			Granulation Time	40min	40min	40min
			Spray rate	3.5 kg/min	3.5 kg/min	3.5 kg/min

Drying	*Drying Temp. *Drying time	*To get the granules of desired Loss on Drying (LOD).	Drying Time	90 min	90 min	90 min
			Intel Temperature	67°C	67°C	67°C
			Outlet Temperature	37°C	37°C	37°C
			LOD	4.0 % w/w	4.0 % w/w	4.0 % w/w
Sizing & Mailing	*Particle Size distribution *Bulk density	*To obtain the desired granule profile for blending and compression	Screen integrity	ok	ok	ok
			Correctness of screen number	ok	ok	ok
			Rate of size reduction	medium	medium	medium
			Direction of blade	Forward	Forward	Forward
Blending	*Blending time (Prepublication & lubrication)	*To obtain final blend uniformity for compress	Blending Time	10+5 min	10+5 min	10+5 min
			Speed of blender Samples collected from the start, middle and compression run at target speed for testing of all physical parameters	14-16 RPM Complies	14-16 RPM Complies	14-16 RPM Complies
Compression	*Compaction Force *Machine speed (Tab/min)	*To meet the desired product specification during compression				

Process Flow Diagram: (Figure 7)

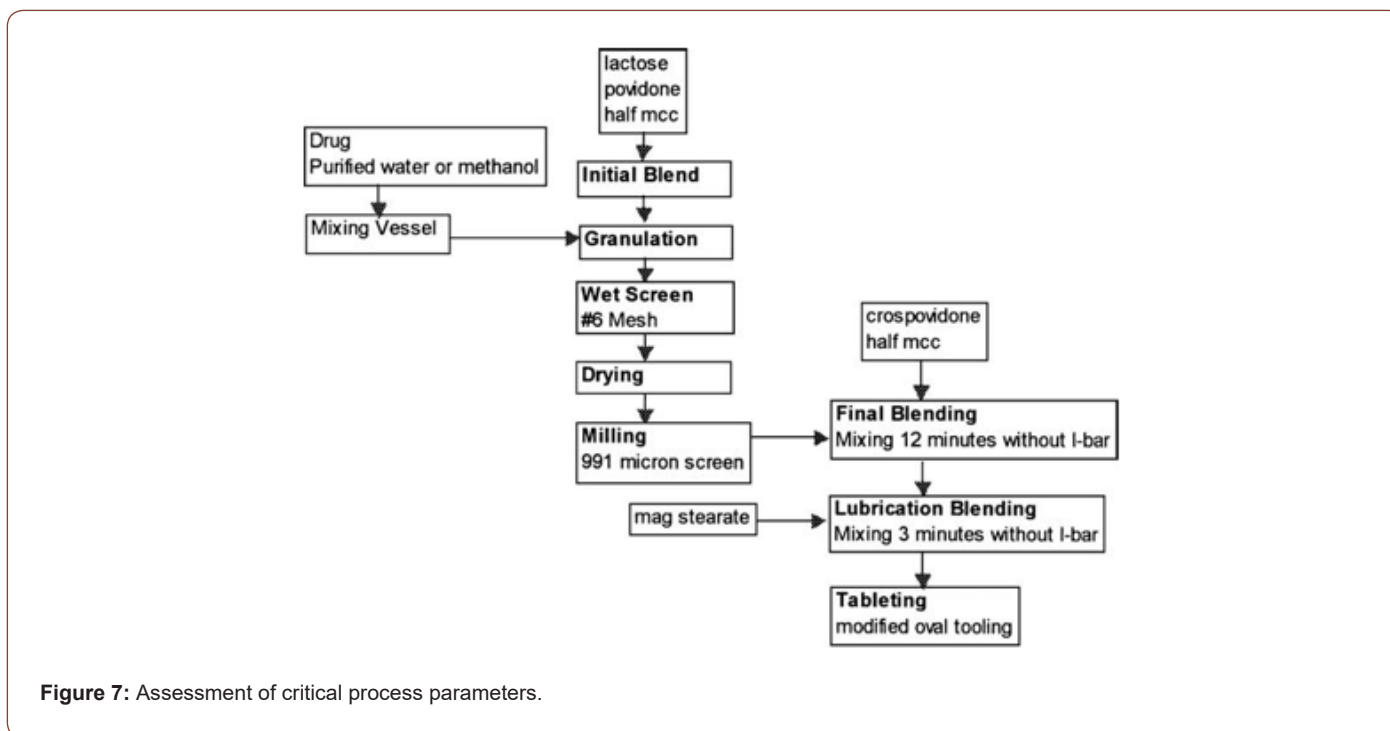


Figure 7: Assessment of critical process parameters.

Note: This is critical parameters are following in only Welable Healthcare Pharmaceutical company.

Analytical data for compressed tablet:

Compression: During compression, samples from compress-

ion machine at optimum speed were collected at the Beginning, middle and end of compression to test Description, Average weight, Weight variation, Disintegration time, Friability, Hardness, Thickness, Diameter and Weight of 20 tablets (Table 5(A), Table-5 (B) & Table-5 (C), Table 6) [13].

Table 5(A): Batch No: 1710.

Test	Acceptance Criteria. [STD]	Stage		
		Beginning of Compression	Middle of Compression	End of Compression
Description	Orange colored cap. Shape un-coated tablet having line on one side.	Orange colored cap. Shape un-coated tablet having line on one side.	Orange colored cap. Shape un-coated tablet having line on one side.	Orange colored cap. Shape un-coated tablet having line on one side.
Weight of 20 tablets	13.65 gm to 14.85 gm	13.87 gm	14.19 gm	13.73 gm
Average Weight (mg)	665 mg to 735 mg	694 mg	710 mg	687 mg
Thickness	5.6 to 5.8 mm	5.67 mm	5.72 mm	5.68mm
Disintegration Time	15 mint	1 mint 49 sec	1 mint 38 sec	1 mint 43 sec
Hardness	NLT 3.5 kg/cm ²	3.2 kg/cm ²	3.34kg/cm ²	3.25 kg/cm ²
Diameter	17.30 mm×08.22 mm	17.30 mm×08.12 mm	17.46 mm ×08.20mm	17.35 mm×08.18mm
Friability	NMT 1%	0.2766%	0.2783%	0.2768%

Table 5(B): Batch No: 1717

Test	Acceptance Criteria. [STD]	Stage		
		Beginning of Compression	Middle of Compression	End of Compression
Description	Orange colored cap. Shape un-coated tablet having line on one side.	Orange colored cap. Shape un-coated tablet having line on one side.	Orange colored cap. Shape un-coated tablet having line on one side.	Orange colored cap. Shape un-coated tablet having line on one side.
Weight of 20 tablets	13.65 gm to 14.85 gm	13.88 gm	13.67 gm	14.62 gm
Average Weight (mg)	665 mg to 735 mg	696 mg	665 mg to 735 mg	696 mg
Thickness	5.6 to 5.8 mm	5.66 mm	5.78 mm	5.67 mm
Disintegration Time	NMT 15 MINT	1 min 38 sec	1 min 51 sec	1 min 38 sec
Hardness	NLT 3.5 kg/cm ²	3.4 kg/cm ²	3.3 kg/cm ²	3.8 kg/cm ²
Diameter	17.30 mm × 08.22 mm	17.30 mm × 8.20 mm	17.34 mm × 08.16 mm	17.22 mm × 08.08 mm
Friability	NMT 1%	0.2733%	0.2753%	0.2808%

Table 5(C): Batch No: 1718

Test	Acceptance Criteria. [STD]	Stage		
		Beginning of Compression	Middle of Compression	End of Compression
Description	Orange colored cap. Shape un-coated tablet having line on one side.	Orange colored cap. Shape un-coated tablet having line on one side.	Orange colored cap. Shape un-coated tablet having line on one side.	Orange colored cap. Shape un-coated tablet having line on one side.
Weight of 20 tablets	13.65 gm. to 14.85 gm.	14.68 gm	13.88 gm	14.53 gm
Average Weight (mg)	665 mg to 735 mg	728mg	689 mg	717 mg
Thickness	5.6 to 5.8 mm	5.78mm	5.62mm	5.66 mm
Disintegration Time	NMT 15 MINT	1 mint 26 sec	1 mint 53 sec	1 mint 19 sec
Hardness	NLT 3.5 kg/cm ²	3.42 kg/cm ²	3.49 kg/cm ²	3.5 kg/cm ²
Diameter	17.30 mm × 08.22 mm	17.30 mm × 08.20 mm	17.26 mm × 08.22 mm	17.30 mm × 08.10 mm
Friability	NMT 1%	0.2678%	0.2742%	0.2753%

Table 6: Analytical data for finished stage.

Test	Acceptance criteria	Batch No.		
		1710	1717	1718
Description	Orange colored cap. Shape un-coated tablet having line on one side.	Orange colored cap. Shape un-coated tablet having line on one side.	Orange colored cap. Shape un-coated tablet having line on one side.	Orange colored cap. Shape un-coated tablet having line on one side.

Average Weight (mg)	665 mg to 735 mg	694 mg	685 mg	717 mg
Weight Variation	NMT 1%	0.2766%	0.2753%	0.2753%
Thickness	5.6 to 5.8 mm	5.67 mm	5.78 mm	5.66 mm
Hardness	NLT 3.5 kg/cm ²	3.25 kg/cm ²	3.8 kg/cm ²	3.5 kg/cm ²
Disintegration time	NMT 15 MINT	1 mint 49 sec	1 mint 51 sec	1 mint 19 sec
Weight of 20 Tablets	13.65 gm. to 14.85 gm.	13.87 gm.	13.67 gm.	14.53 gm.
Diameter	17.30 mm × 08.22 mm	17.30 mm × 08.12 mm	17.34 mm × 08.16 mm	17.30 mm × 08.10 mm
Assay	Not less than 90.0% and not more than 110.0%	Paracetamol: 97.53%; 316.95 mg Nimesulide: 95.43%; 95.43 mg	Paracetamol: 98.23%; 319.24 mg Nimesulide: 98.45%; 98.45 mg	Paracetamol: 98.86%; 321.29 mg Nimesulide: 98.30%; 98.30 mg

Discussion

Weight variation: The variation of weight of individual is a valid indication of the corresponding variation in the drug content. According to the BP the acceptable deviation should not more than 1% for a tablet to be accepted, as shown in the Table-5. All the batches in the study comply with the weight variation test [14].

Friability: The friability test of all the batches ranges from 0.27% to 0.28% and have record of not more than 1% weight loss thus the result is acceptable. As shown in the Table-5. All the batches in the study comply with the friability test [15].

Hardness: The Hardness test is a measure of the compression force required to break a tablet. Hardness of not less than 3.2 kg/cm² is satisfactory. As shown in the Table-5. All the batches in the study comply with the Hardness test [16-20].

Thickness & DT: The Thickness and DT of the tablets were both in excellent state no significant deviation is observed.

Conclusion

All batches analysed passed the Weight variation, Friability, Hardness, Thickness and DT test. To ensure that established product quality standards are met, these tests must be performed during production (in process control) and verified after the production of each batches batch no: 1710, 1717 and 1718.

Acknowledgement

The author Viralbhai A. Prajapati has completed the final year B.Pharm. project under the supervision of Dr. Laxman M. Prajapati at Shri Sarvajani Pharmacy College, Mehsana, Gujarat and successfully passed the four-year degree course [2017-2021] and currently pursuing Pharm.D. course at KBIPER, Gandhinagar. Viral Prajapati is thankful to carry out the industrial project work at WELABLE HEALTHCARE, Mehsana; a pharmaceutical company. The author is thankful to production manager Mr. K. K. Patel of this industry for giving permission for the training to get knowledge on instruments, manufacturing and analytical methods. A special thanks to all staff

and workers who cooperated during the training period.

Conflict of Interest

No conflict of interest.

References

- Robert A Nash (2003) Validation of solid dosage form, Pharmaceutical Process Validation, Marcel Decker, INC, New York: 198- 229.
- Herbert A Liebermann, Leon Lachman, Joseph B Schwartz (1990) Pharmaceutical Dosage Form Tablets, second edition, volume 3, Marcel Decker. INC, New York: 417-447.
- Sharma Sumeet, Sind Gurpreet (2013) Process Quality control in pharmaceutical industry: J Drug De & therapy 3(4): 184-188
- Frederick J. Carleton, James P (1999) Agalocco; Validation of pharmaceutical processes; 2nd Editions, New York: 257-59
- Berry IR Nash RA (1993) Pharmaceutical Process Validation.2nd ed. New York; Marcel Dekker. INC.
- Nash RA, Wachter AH (2011) Pharmaceutical Process validation, An International 3rd Edition, Revised & Expanded, Indian special edition, Inform healthcare 129: 607-609.
- ICH OFFICIAL WEB <http://www.ich.org>.
- Pharmaceutical Quality Assurance, by Manohar Potdar, second edition Dec 2007, Nirali prakashan.
- TJPR review Article 'an overview of pharmaceutical validation and process Controls in Drug Development' Elsie Jatto and Augustine O.Okhamafe
- SMR Dewan, A Alam; SK Ahamed (2013) Int Res J of Pharm 4(1): 96.
- CH Teja, V Balamuralidhara, S Vinay, RS Bhat, TMP Kumar (2011) Int. J. of Pharm. Tea. & Prac 2(4): 65.
- L Lachman, HA Lieberman, JL Kanig (1986) The Theory and Practice of Industrial Pharmacy, 3rd Edition, Lea & Febiger, Philadelphia: 296-300.
- MS Amran (2015) Introduction to Pharmacy, 2nd Edition, Krishnochura Prokashoni, Dhaka: 20-50.
- LVA Jr (2013) Remington Introduction to Pharmacy, 1st Edition, Pharmaceutical Press, UK: 146.
- Unites States Pharmacopoeia Convention (2010) United States Pharmacopoeia 38-National Formulary 33, Stationery Office, USA.
- Galati G, Tafazoli S, Sabzevari O, Chan TS, O'Brien PJ (2002) Idiosyncratic NSAID drug induced oxidative stress. Chemo-Biological Interactions 142(1): 25-41.

17. Sowjanya JN, Neetha M, Sirisha G, Aruna K (2015) Design and evaluation of Paracetamol fast dissolving tablets. *International Journal of Medicine and Nanotechnology* 2(4): 249-257.
18. Du J, Hoag SW (2003) Characterization of excipient and tableting factors that influence folic acid dissolution, friability, and breaking strength of oil- and water-soluble multivitamin with mineral tablets. *Drug Development and Industrial Pharmacy* 29: 1134-1147.
19. Allen LV, Popovich NG, Ansel HC (2011) *Ansel's pharmaceutical dosage forms and drug delivery systems*. 8th, Lippincott Williams & Wilkins, Philadelphia: 225-256.
20. Lachman L, Lieberman H, Kanig J (1987) *The theory and practice of industrial pharmacy*. 3rd, Varghese publication house, Delhi: 293-345.